

Advancement Education

BSA

Prepared. For Life.®


The Eagle Scout Service Project Coach

National Advancement Program Team

Expiration Date

This presentation is not to be used after Jan. 31, 2021.

Obtain an updated version at www.scouting.org/advancement



BOY SCOUTS OF AMERICA

The Mission and Objectives of the Boy Scouts of America

Mission of the BSA

“....prepare young people to make ethical and moral choices over their lifetimes by instilling in them the values of the Scout Oath and Scout Law.”

Objectives of Scouting

- ♣ *Character Development*
- ♣ *Citizenship Training*
- ♣ *Leadership*
- ♣ *Mental and Physical Fitness*



The Scout Oath and Law

The Scout Oath

On my honor, I will do my best to do my duty to God and my country and to obey the Scout Law;

To help other people at all times;

To keep myself physically strong, mentally awake, and morally straight.


The Scout Law

A Scout is trustworthy, loyal, **helpful**, friendly, courteous, kind, obedient, cheerful, thrifty, brave, clean, and reverent.



The Methods of Scouting

- ♣ Ideals
- ♣ Patrol method
- ♣ **Advancement**
- ♣ Association with adults
- ♣ Outdoors
- ♣ Leadership development
- ♣ Uniform
- ♣ Personal growth



Official Sources for Guidance

Current editions of:

- ♣ *Guide to Advancement*
- ♣ *Eagle Scout Service Project Workbook*
- ♣ *Scouts BSA Requirements*
- ♣ *Guide to Safe Scouting*
- ♣ *Age Guidelines for Tool Use and Work at Elevations or Excavations*



Qualifications of an Eagle Scout Service Project Coach

- ♣ A coach must be a registered member of the BSA
 - In any adult Scouting position
 - Must be current in Youth Protection training
 - Must be approved and designated by the council
- ♣ A coach must also have a thorough understanding of the official resources previously mentioned, and especially sections 2, 8, and 9 in the *Guide to Advancement*.



Eagle Scout Service Project Coach Term of Service and Association

- ❖ **Term of Service:** From service project proposal approval to completion of the project report.
- ❖ The role of the designated project coach is not intended to require a close, frequent association.



Appointing Coaches: Where Do They Come From?

It is up to the council to determine:

- ♣ Who may serve as designated project coaches
- ♣ How to organize a pool of willing volunteers
- ♣ How to assign designated coaches to candidates

Unit “mentors” or “advisors”:

- ♣ Are not the same as designated coaches
- ♣ Often provide positive contributions
- ♣ Provide support with project planning and execution
- ♣ Prepare Scouts to work with designated coaches



The Role of the Designated Coach

Different from the Life to Eagle “Mentor”

	Life to Eagle “Mentor”	Eagle Scout Service Project Coach
Term:	Entire Life to Eagle process	From project proposal approval through project report
Focus:	Successful achievement of the Eagle Scout rank.	Successful fulfillment of the service project.
Appointment	Usually by the unit	By the council or district
Relationship:	Long-term	Short-term
Approach:	Coaching and mentoring throughout the process	Coaching and consulting on the project



The Role of the Service Project Coach

A service project coach's advice is a key to success.

- ♣ Serves as an advisor, consultant, coach.
- ♣ Is a resource, encouraging the candidate to fully plan their project, secure resources, and to make wise decisions.
- ♣ Uses positive adult association, logic, and common sense to help the candidate to reach a successful outcome.



Guidelines for Coaches

- ♣ Adheres to the service project process as described in *Guide to Advancement*, topic 9.0.2.9.
- ♣ Has no authority to dictate changes, or withdraw approval that was previously granted.
- ♣ Strives to make his or her involvement a positive experience.
- ♣ Encourages a Scout to make the kinds of decisions that will lead to successful outcomes.



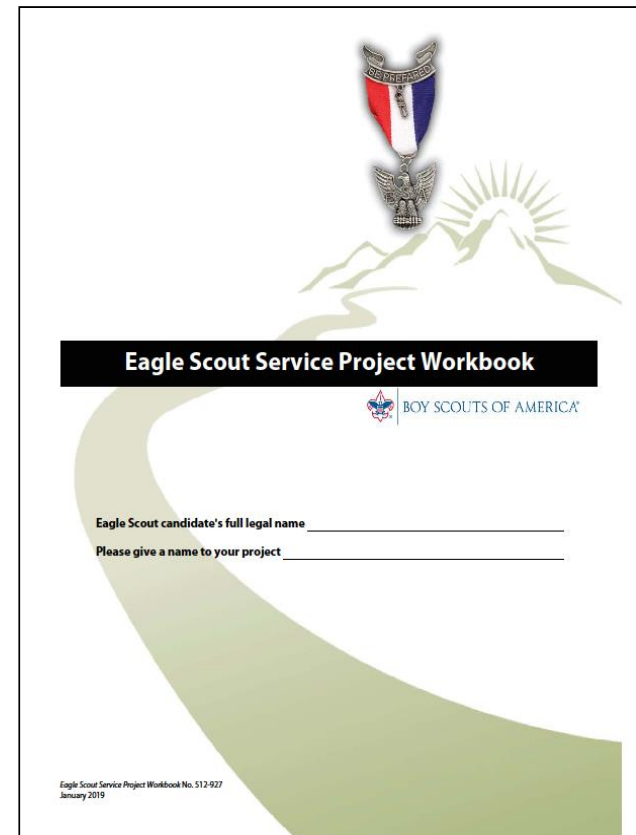
Bringing Scouts and Coaches Together

- ✦ A coach should be designated for *every* Scout whose proposal is approved.
- ✦ The assigned coach contacts the Scout, suggests a first meeting, telephone call, e-mail discussion, or video conference.
- ✦ The Scout may choose not to accept the assistance of the coach, but should be counseled on the value a coach can add.



The Service Project Process

- ♣ Proposal and Approval
- ♣ Project Plan
- ♣ Fundraising Application
- ♣ Execution
- ♣ Project Report
- ♣ Board of Review



Reviewing an Approved Proposal

Review these five tests which should already have been applied:

1. The project provides sufficient opportunity to meet the requirement.
2. The project appears to be feasible.
3. Safety issues will be addressed.
4. Action steps for further detailed planning are included.
5. The Scout is on the right track with a reasonable chance for a positive experience.



Initial Discussions

Project Orientation

Before work begins on the project plan, discuss with the Scout:

- ♣ How the project proposal approval process went
- ♣ The information requested in the *Eagle Scout Service Project Workbook* project plan section
- ♣ How the Scout intends to plan the project, and then offer advice accordingly
- ♣ Any planning issues, if ignored by the Scout, could stop work or create health, safety, legal, or environmental issues.



Initial Discussions

Project Planning and Future Communication

- ♣ Encourage the Scout to start work on their project plans and to develop a completion schedule.
- ♣ Emphasize how important it is for the beneficiary to approve what will be done.
- ♣ Discuss beneficiary-obtained building or environmental permits and the timing involved.
- ♣ Discuss any special skills required to execute the requirement.



Initial Discussions

Project Plan Elements

- ♣ Proposal review comments
- ♣ Project description and changes
- ♣ Present conditions
- ♣ Project phases
- ♣ Work processes
- ♣ Attachments
- ♣ Permits and permissions
- ♣ Materials, supplies, tools, and other needs
- ♣ Expenses & revenue
- ♣ Giving leadership
- ♣ Logistics
- ♣ Safety
- ♣ Contingency plans



Initial Discussions

Where the Scout Can Go for More Information

- ♣ Refer the Scout to the BSA publication:
“Navigating the Eagle Scout Service Project -
Information for Project Beneficiaries”

www.scouting.org/advancement

- ♣ Encourage the Scout to make contact when they have questions or need advice.
- ♣ Emphasize the importance of sharing their project plan with you immediately upon completion.



Initial Discussions

Service Project Fundraising

- ♣ Projects must not be primarily fundraisers.
- ♣ Fundraising is permitted only to facilitate a project.
- ♣ Contributions from the candidate, parents, relatives, unit, chartered organization, or beneficiary do not require a fundraising application.
- ♣ All other fundraising must be approved by the council.



Initial Discussions

Service Project Fundraising

- ✦ Fundraising applications should be submitted as part of the project planning process, and two weeks in advance of fundraising efforts.
- ✦ The Scout will be contacted if the application cannot be approved.
- ✦ The Scout should check to see if the council has set additional parameters on fundraising efforts.
- ✦ Note that no Scout leader at any level has the authority to *require* fundraising for an Eagle project.



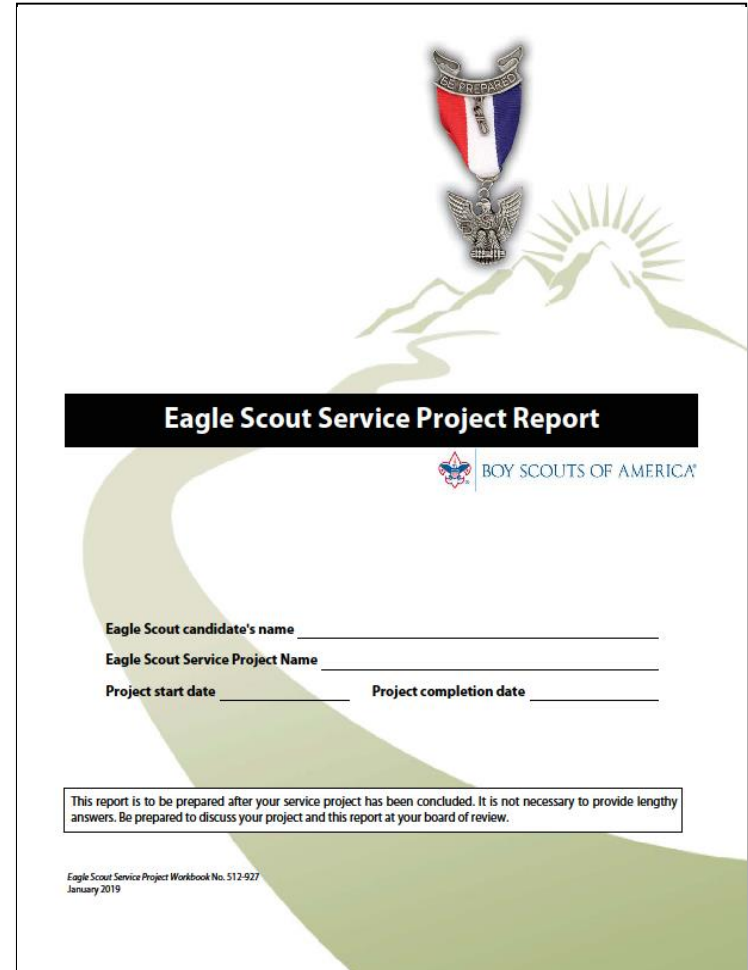
Reviewing the Project Plan

- ♣ With the Scout, review the plan's strengths, weaknesses, and risks. Suggest improvements.
- ♣ Discuss leadership challenges they may face.
- ♣ A coach may meet with the Scout, their parents, unit leader, or beneficiary to discuss concerns.
- ♣ It is the Scout's responsibility to implement their plan.
- ♣ Final design issues are ultimately between the Scout and the beneficiary.



The Project Report

- ❖ Emphasize completion of the project report because of its importance in board of review approval.
- ❖ Review what is requested in the report to ensure it is fully understood.
- ❖ Suggest the Scout submit the draft report to you for further review and guidance.



The image shows the cover of the Eagle Scout Service Project Report form. At the top center is the Eagle Scout emblem, featuring an eagle with wings spread, perched on a shield with the words "BE PREPARED". Below the emblem is a stylized illustration of a mountain range with a sun rising behind the peaks. A large, light green wavy line runs diagonally across the bottom half of the page. The title "Eagle Scout Service Project Report" is printed in white on a black rectangular background. Below the title is the Boy Scouts of America logo. The form includes three lines for text entry: "Eagle Scout candidate's name", "Eagle Scout Service Project Name", and "Project start date" followed by "Project completion date". A small box contains a note: "This report is to be prepared after your service project has been concluded. It is not necessary to provide lengthy answers. Be prepared to discuss your project and this report at your board of review." At the bottom left, it says "Eagle Scout Service Project Workbook No. 512-927 January 2019".

Eagle Scout Service Project Report

BOY SCOUTS OF AMERICA

Eagle Scout candidate's name _____

Eagle Scout Service Project Name _____

Project start date _____ Project completion date _____

This report is to be prepared after your service project has been concluded. It is not necessary to provide lengthy answers. Be prepared to discuss your project and this report at your board of review.

Eagle Scout Service Project Workbook No. 512-927
January 2019



The Eagle Scout Service Project Report

- ♣ Project Description
- ♣ Observations
- ♣ Changes
- ♣ Leadership
- ♣ Materials, Supplies, Tools
- ♣ Entering Project Data
- ♣ Funding
- ♣ Documentation
- ♣ Candidate's Promise
- ♣ Completion Approvals



Achieving Success

It is a helpful project that the BSA requires.

- ♣ The quality of the write-ups and that everything is signed, are important, but they are simply supportive to the effort.
- ♣ Did the project meet requirement 5?
 - Was there planning and development?
 - Was there leadership of others?
 - Was the project helpful?



Achieving Success

*“...Plan, develop, and give leadership ...
in a service project helpful...”*

We know we have achieved success when we have met the objectives of Scouting.

- ♣ Planning and development are intellectual exercises relating primarily to mental fitness.
- ♣ Leadership relates primarily to character development.
- ♣ Helpfulness, of course, relates to citizenship.



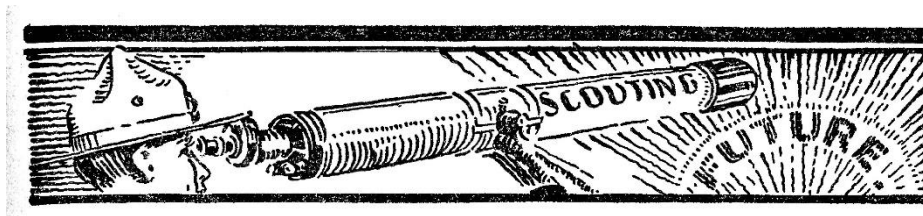
Review

- ♣ Why is the Eagle Scout Service Project such an important requirement?
- ♣ What is the role of the Eagle Scout Service Project Coach?
- ♣ How does the Eagle Scout Service Project Coach accomplish their responsibilities?
- ♣ What benefits will a Scout receive when choosing to work with an Eagle Scout Service Project Coach?



Summary

- ♣ Advancement is based on experiential learning: to educate or to otherwise expand horizons.
- ♣ Personal growth is the primary goal: learning to apply new skills and gaining confidence to do so.



Additional Educational Presentations

www.scouting.org/advancement

- ♣ Introduction to *Guide to Advancement*
- ♣ Eagle Scout Application Process
- ♣ Eagle Scout Boards of Review



“The Eagle Scout Service Project Coach is the subject matter expert on the processes and standards of the service project, and he or she is the key to success in council and district efforts to provide guidance as Scouts work to fulfill requirement 5.”

- *Guide to Advancement*, topic 9.0.2.9



Prepared. For Life.™

